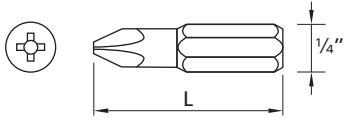




KOŃCÓWKI DO WKRĘTAREK TYPU PH
PH DRIVE INSERT BITS
PH-KREUZSCHLITZ BITS

Standard
Quality

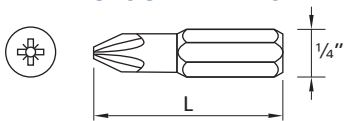


TYPE: EBPH

	L (mm)	index		
PH1	25	EBPH1-25	100	800
PH2	25	EBPH2-25	100	800
PH3	25	EBPH3-25	100	800

KOŃCÓWKI DO WKRĘTAREK TYPU PZ
PZ DRIVE INSERT BITS
PZ-KREUZSCHLITZ BITS

Standard
Quality

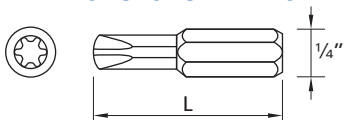


TYPE: EBPZ

	L (mm)	index		
PZ1	25	EBPZ1-25	100	800
PZ2	25	EBPZ2-25	100	800
PZ3	25	EBPZ3-25	100	800

KOŃCÓWKI DO WKRĘTAREK TYPU T
STAR DRIVE INSERT BITS
INNENSECHSRUND BITS

Standard
Quality

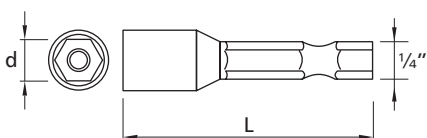


TYPE: EBTX

	L (mm)	index		
T20	25	EBTX20-25	100	800
T25	25	EBTX25-25	100	800
T30	25	EBTX30-25	100	800
T40	25	EBTX40-25	100	800

NASADKI MAGNETYCZNE DO WKRĘTAREK
MAGNETIC NUTSETTERS
MAGNET-STECKSCHLÜSSEL

Standard
Quality



TYPE: NME

d (mm)	L (mm)	index		
1/4"	42	NME-14042	10	400
7	42	NME-07042	10	400
8	45	NME-08045	10	400
10	45	NME-10045	10	400
13	45	NME-13045	10	400