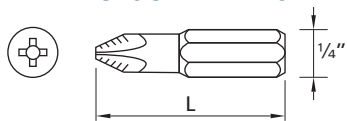


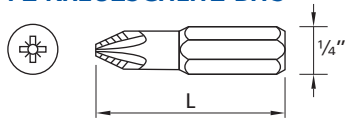
KOŃCÓWKI DO WKRĘTAREK TYPU PH
PH DRIVE INSERT BITS
PH-KREUZSCHLITZ BITS



TYPE: BPH

☩	L (mm)	index		
PH1	25	BPH1-25	10	200
PH1	50	BPH1-50	10	200
PH2	25	BPH2-25	10	200
PH2	50	BPH2-50	10	200
PH3	25	BPH3-25	10	200
PH3	50	BPH3-50	10	200

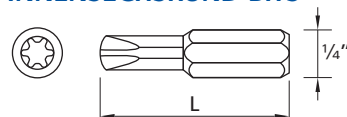
KOŃCÓWKI DO WKRĘTAREK TYPU PZ
PZ DRIVE INSERT BITS
PZ-KREUZSCHLITZ BITS



TYPE: BPZ

☩	L (mm)	index		
PZ1	25	BPZ1-25	10	200
PZ2	25	BPZ2-25	10	200
PZ3	25	BPZ3-25	10	200

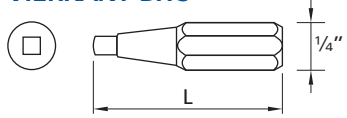
KOŃCÓWKI DO WKRĘTAREK TYPU T
STAR DRIVE INSERT BITS
INNENSECHSRUND BITS



TYPE: BTX

☩	L (mm)	index		
T10	25	BTX10-25	10	200
T20	25	BTX20-25	10	200
T25	25	BTX25-25	10	200
T30	25	BTX30-25	10	200
T40	25	BTX40-25	10	200

KOŃCÓWKI DO WKRĘTAREK TYPU R
SQUARE DRIVE INSERT BITS
VIERKANT BITS



TYPE: BR

☐	L (mm)	index		
R2	25	BR2-25	10	200
R2	50	BR2-50	10	200