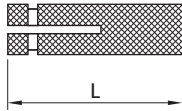


## TULEJE GWINTOWANE MOSIĘŻNE





łączniki do obciążeń średnich, z gwintem wewnętrznym

## BRASS DROP-IN ANCHORS

## MESSINGSPREIZDÜBEL



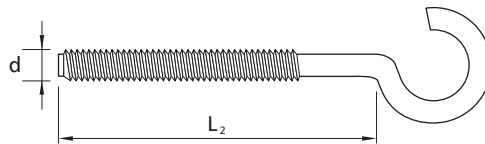
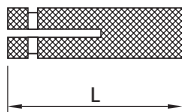
### TYPE: TMG

L (mm)		index		$h_{ef}$ (mm)		
15	M4	062104	5	15	100	1200
20	M5	062105	6,5	20	100	1200
23	M6	062106	8	23	100	1200
28	M8	062108	10	28	100	1200
33	M10	062110	12	33	100	800
39	M12	062112	15	39	100	800
42	M14	062114	18	42	100	400
45	M16	062116	20	45	50	400




## ZAWIESIE SUFITOWE Z TULEJĄ MOSIĘŻNĄ

## BRASS DROP-IN CEILING ANCHORS

## MESSINGSPREIZDÜBEL MIT C-HAKEN



### TYPE: TMHC

L (mm)	$d \times L_2$ (mm)	index		$h_{ef}$ (mm)		
20	M5 × 28	062210	6,5	20	100	1200
23	M6 × 45	062200	8	23	100	800